

MHI  
Copy 1

GENERAL ORDER NUMBER 1

# INAUGURAL PARADE



WASHINGTON, D.C.  
JANUARY 21, 1985

**INAUGURAL COMMITTEE  
INAUGURAL PARADE, 1985  
Washington, DC**

**GO 1**


**GENERAL ORDER  
NUMBER 1**

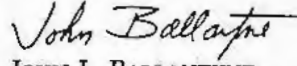
*19 January 1985*

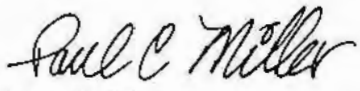
1. Pursuant to his election on the sixth of November 1984, President-elect Ronald Reagan will take the Presidential Oath of Office at high noon on the twenty-first of January 1985 at the Capitol.

2. At approximately 1420 (2:20 PM), the Inaugural Parade will start. The parade route will extend from the Capitol to the White House via Constitution and Pennsylvania Avenues.

3. General Order Number 1 is issued to provide instructions for the planning and conduct of the Inaugural Parade.

  
**DAN DENNING**  
*Director  
Parade Committee*

  
**JOHN L. BALLANTYNE**  
*Major General, USA  
Chairman, Armed Forces  
Inaugural Committee*

  
**PAUL C. MILLER**  
*Chief, Parade Division  
Armed Forces Inaugural Committee*

4 Encl

ANNEX A—Parade Instructions

ANNEX B—Schematic Diagram of the Parade

ANNEX C—Medical Plan

ANNEX D—Civilian and Military Parade Officials and Committee  
Members

## DISTRIBUTION:

- 1,000—Presidential Inaugural Committee
  - 25—White House
  - 25—Joint Congressional Committee (Inaugural)
  - 60—Department of Defense
  - 80—Department of the Army
  - 60—Department of the Navy
  - 60—Department of the Air Force
  - 60—Commandant, U.S. Marine Corps
  - 40—Commandant, U.S. Coast Guard
  - 300—MDW AG Files
- 1,000—Armed Forces Inaugural Committee

## ANNEX A

## PARADE INSTRUCTIONS

## 1. General

a. The Inaugural Parade will consist of a presidential escort, bands, floats, horse mounted and marching units (Organization, Annex B).

b. The theme of the 1985 Inaugural Parade is "We The People; An American Celebration." The parade celebrates the 50th Inaugural of an American President.

c. An honor cordon composed of approximately 100 military officers and men will render honors to the President at the Capitol Grounds, within the Capitol Building and at the White House.

d. A street cordon, consisting of approximately 1400 members of all five military services, will line both sides of the parade route facing the parade itself. The mission of the cordon is threefold: they will render the appropriate honors to the American Flag, to the President as Commander in Chief of the military forces, and lend a military presence to the event. Cordon members are equally split among the Army, Marine Corps, Navy, and Air Force. The Coast Guard will also have membership for the first time in this exclusive unit, participating in the three joint service sectors. The cordon will serve in seven sectors—three joint and one each of all Army, all Marines, all Navy, and all Air Force.

e. Parade Starting Time: Approximately 1420 (2:20 PM), 21 January 1985.

## f. Initial Point (IP).

(1) Presidential Escort, east steps of Capitol Rotunda.

(2) Parade Units, intersection of Pennsylvania Avenue and 4th Street, NW.

## g. Start Point (SP). Intersection of G Street and 15th Street, NW.

h. Parade Route. From the Initial Point at Pennsylvania Avenue and 4th Street, NW, northwest on Pennsylvania Avenue to 15th Street, NW, then north on 15th Street to New York Avenue and west on Pennsylvania Avenue to the Release Point (RP) at 17th Street, NW (see Diagram 1, Annex A).

i. Reviewing Stand. On the south side of Pennsylvania Avenue in front of the White House.

## j. Parade Control.

(1) Parade control will be provided to ensure orderly and prompt staging, assembly, parading, and dispersal of all units participating in the parade.

- (2) The Chairman of the Parade Committee and the Chief of the Parade Division, Armed Forces Inaugural Committee will be located in the Forward Command Post at the intersection of 3rd and Constitution. From this location, the two Chairmen will control the parade until the last element has cleared the parade route. The Command Post will commence operation at 0500, 21 January 1985.
- (3) For parade marching instructions and information, see paragraph 13, Annex A.

## 2. Special Instructions for all Parade Participants

Approximately 11,000 marchers will participate in this year's Inaugural Parade. With the responsibility of representing their respective State or military unit, the marcher should know that the parade is not the place to learn how to march. The proper cadence, step, and distance have been determined and each marcher is hereby informed that no leniency will be tolerated. Any unit not performing according to established parade standards WILL BE PULLED FROM THE PARADE.

### 1. Unit Identification and Pre-staging Procedures

a. At 1630 (4:30 pm) Saturday, 19 January 1985, a pre-parade briefing for State parade representatives will be held at the Interdepartmental Auditorium, Washington, DC. During this time, bus identification signs will be distributed by parade division controllers. These signs will be utilized by parade units arriving in the staging area on 21 January 1985.

b. The highway approaches to the staging area are shown in Diagram 2, Annex A. Parade elements will enter the staging area through Boundary Channel Drive at exit 10. Routes in the staging area are marked and patrolled by traffic control personnel. Additional traffic control personnel will be posted at critical points to ensure smooth routing of all parade elements in the staging area.

### 1. Parade Staging Instructions

a. The parade staging area for all elements, except floats and horse units, is Pentagon North Parking (see Diagram 3, Annex A).

b. Units arriving at the staging area will be identified by bus identification signs which will indicate the participants' element number and a bus number. Bus identification signs will be prominently displayed in the lower right corner of the windshield. Parade elements will arrive at their division staging areas during the following times on 21 January 1985:

<i>Division</i>	<i>Time</i>
First	0830-0930
Second	0900-1000
Third	0930-1030
Fourth	1100-1200
Fifth	1130-1230

c. Division parking areas will be marked by signs bearing the division numbers. Additionally, each bus parking space will be marked. Upon arrival at the staging area, buses will be directed to their assigned parking places. Buses not displaying bus identification signs will be routed to a traffic control point where they will be identified, issued identification signs, and directed to their assigned parking areas.

d. Parade elements must display bus identification signs. This will minimize delay and ensure a smooth flow of traffic in the staging area.

e. Elements will depart the staging area, when directed by the staging area controller. All elements departing the staging area will be escorted to their proper locations in the assembly area by members of the Armed Forces and the Metropolitan Police.

f. The route to the assembly area will be via the 14th Street Bridge. All movements of parade elements from the staging to the assembly areas will be under escort.

## 5. Functions of Military Controllers

a. *Staging.* The following activities will be carried out by staging area controllers:

- (1) Stage in parade order (as specified in Annex B) all elements of parade divisions one through five (minus float and horse elements).
- (2) Ensure that all buses display proper identification signs prior to their departure from the staging area.
- (3) Dispatch each division out of the staging area at the time specified. Report the departure of each division to the Parade Control Command Post.
- (4) Ensure that each parade element is met and directed to its proper location in the staging area (Pentagon North Parking).
- (5) Ensure that each parade division has the assigned Armed Forces Police Detachment (AFPD), Metropolitan, and U.S. Park Police escorts before departure from the staging area.



- (6) Planning, installation, and proper use of all facilities (portable toilets, etc.) and support units (wreckers, refuelers, etc.) in the staging area.
- (7) Staging and transportation to the assembly area of all float riders in the Inaugural Parade.
- (8) Provide emergency ambulance and medical service for all parade participants, Armed Forces Policemen, and parade controllers.

*b. Division Control.* The following activities will be carried out by Division Control personnel:

- (1) Assist parade participants during staging, assembly, and dispersal of the parade.
- (2) Ensure that parade participants are thoroughly instructed in the order of march, spacing, timing, and other parade instructions that relate to elements in their respective divisions.
- (3) Provide information on the location of first aid stations, comfort stations, and warming tents.
- (4) Move with the divisions from the staging area to the assembly area.
- (5) Ensure the readiness of the divisions to move onto the parade route.
- (6) Ensure that units arriving late in the assembly area are debused on Maryland Avenue between 3rd Street and Independence Avenue.
- (7) If time permits, insert late units into the parade as directed by the Assembly Control Officer.
- (8) Assist in moving all parade elements from the parade route into the dispersal area.
- (9) Expedite the movement of parade elements off the parade route to prevent a backup in front of the Presidential Reviewing Stand.
- (10) Ensure that no units cease marching until they have reached their assigned transportation in the dispersal area.

*c. Assembly Control.* Parade elements staging at Pentagon North Parking will be escorted by division to their assembly area, so as to arrive at the following times (see Diagram 4, Annex A):

<i>Division</i>	<i>Time</i>
First	1150
Second	1220
Third	1250
Fourth	1320
Fifth	1350

- (1) Parade elements will disembark from buses as directed by the Assembly Control Officer and immediately form in parade order. All band units will arrive in the assembly area with instruments uncased. Elements will be prepared to cross the Initial Point upon order.
- (2) Float Elements. Floats will assemble, at 0700 (7:00 a.m.) in a single line along the east side of 3rd Street between the northernmost mall path and Maryland Avenue. Floats will be positioned into respective divisions by the Merge Control Officer as their division enters 3rd Street from the mall area.
- (3) Horse Mounted Units. Horses will be assembled in the paddock area vicinity of 3rd Street and Maryland Avenue (see Diagram 4, Annex A). Horse units will be organized on the west side of 3rd Street as directed by the Horse Control Officer.
- (4) Parade marching units, floats, and horse units will be interspersed in correct parade sequence on 3rd Street under the direction of the Merge Control Officer. Merged parade elements will then proceed to Pennsylvania Avenue and the parade IP.

*d. Parade Route Control.* Control of parade elements on the parade route will be exercised through controllers assigned to control points along the route and through march unit coordinators.

- (1) Parade route controllers are responsible for proper spacing and movement of parade elements and will take necessary action to correct discrepancies, particularly those which might cause delay of the parade.
- (2) March unit coordinators will participate in the parade with the assigned units to assist leaders in maintaining proper distance and rate of march. Prior to the parade, the coordinators will function as the units' liaison to assist key personnel with briefings, in contacting parade personnel for advice, and in obtaining any other information or assistance required.

*e. Dispersal.* The following activities will be carried out by dispersal area control team personnel:

- (1) Disperse all parade elements over predetermined routes within the dispersal area (see Diagram 5, Annex A).
- (2) Ensure that all transportation for parade elements is properly located to ensure orderly embarkation and expeditious movement of parade elements out of the dispersal area.
- (3) Meet all parade elements at the RP (17th Street and Pennsylvania Avenue) and escort to designated dispersal area.
- (4) Ensure float riders board buses and buses depart dispersal area.

- (5) Supervise use of all facilities and support units in the dispersal area.
- (6) Coordinate emergency ambulance and medical service for all dispersal area personnel and parade participants in the dispersal area.
- (7) Ensure that all elements (buses, floats, horses) departing the dispersal area have police escort as required.
- (8) Coordinate dispersal activities with both Armed Forces Police and Metropolitan Police Department.
- (9) Coordinate activities of dispersal control teams and division controllers within the dispersal area.

#### 6. Police Functions and Support

The Armed Forces Inaugural Committee Provost Marshal is responsible for coordinating law enforcement and physical security support of the parade with the Metropolitan Police Department, U.S. Park Police and other civilian and military police agencies. This support includes the escort of parade participants, horse vans and floats from their respective staging areas to the assembly and dispersal areas, establishment of traffic patterns which ensure the expeditious movement of both parade and non-parade related traffic throughout the parade area and the security of government equipment dedicated to the support of the parade. Further, in cooperation with the United States Secret Service and the supporting police agencies, the Provost Marshal will develop and execute security procedures for parade participants bearing ceremonial weapons in the parade and will coordinate other security matters as necessary.

#### 7. Support Facilities in Staging, Assembly, and Dispersal Area

##### a. Staging Area.

- (1) Toilet facilities.
- (2) Emergency refueling.
- (3) Emergency towing service.
- (4) First aid and ambulance service.

##### b. Assembly Area.

- (1) Toilet facilities.
- (2) Emergency refueling.
- (3) Emergency towing service.
- (4) First aid and ambulance service.
- (5) Warming tents.
- (6) Veterinary services/horse ambulance.
- (7) Wrecker.

##### c. Dispersal Area.

- (1) Toilet facilities.
- (2) Emergency refueling.
- (3) Emergency towing service.
- (4) Veterinary tent, warming tent, and CP at Bacon Drive and Constitution Avenue.
- (5) First aid and ambulance service.
- (6) Wrecker.

#### 8. Emergency Services Along the Parade Route

Requirements for emergency assistance along the parade route should be made known immediately to the nearest Metropolitan Policeman, Armed Forces Police, or Parade Control personnel.

#### 9. Dispersal and Route Instructions

a. The parade dispersal area is located within the boundaries of 17th Street and 23rd Street, and Pennsylvania Avenue and Constitution Avenue (see Diagram 5, Annex A).

b. After crossing the RP, all parade marching elements will continue on Pennsylvania Avenue to 18th Street where they will be met by dispersal control teams and escorted to their dispersal area. Designated dispersal locations are:

Presidential Escort.....	Pennsylvania Avenue
1st Division .....	22nd Street
2nd Division .....	21st Street
3rd Division .....	20th Street
4th Division .....	19th Street
5th Division .....	18th Street

- (1) Horse elements will be escorted from the RP to designated dispersal area.
- (2) Floats will be parked along the north side of Pennsylvania Avenue. Riders will be escorted to divisional dispersal areas.
- (3) Under no circumstances will units cease movement before reaching transportation in the dispersal area.

c. Buses will enter the dispersal area via Constitution Avenue and will be guided to their parking areas.

d. As soon as buses and/or horse vans are loaded and ready to depart, they will be assigned a police escort and be moved out of the dispersal area. The route out of the dispersal area will be via 23rd Street across Memorial Bridge or the Roosevelt Bridge depending on destination. All units will be released on the Virginia side of the bridges.

## 0. Instructions for Marching Bands and Other Musical Units

### a. General.

- (1) *Definition.* The term "bands" in this order, refers to bands and all other musical organizations.
- (2) *Cadence and Step.* All units except the presidential escort will maintain a 28 inch step and cadence of 112 counts per minute which will assure forward movement of 87 yards per minute.
- (3) *Distance.* Bands will maintain a distance of 10 yards from the preceding element.
- (4) *Assembly.* In the assembly area, all bands will form to close interval and remain at close interval until the band crosses the parade IP.
- (5) *Parade Formation.*
  - (a) Bands will maintain a formation not to exceed 17 yards in width and designated yards in length. This formation will be inclusive of all band representatives; e.g., staff, letter bearers, drum majors.
  - (b) Bands will maintain their original formation throughout the parade. Special maneuvering and drill formations are prohibited in the Inaugural Parade.
  - (c) Band directors and drum majors are urged to reconnoiter the parade route, to familiarize themselves with the turns and the lack of uniform width of the various streets and avenues.

### b. Playing Instructions.

- (1) Bands will not play until they have cleared the intersection of 4th Street and Pennsylvania Avenue, NW, nor will they play in the staging, assembly, and dispersal area.
- (2) All bands will cease playing when they reach 15th and F Streets, NW (black and white signs will state—BANDS STOP PLAYING HERE), and will not play again until they reach the Riggs Bank at the corner of Pennsylvania and New York Avenues (black and white signs will state—BANDS PLAY HERE).
- (3) Bands may play at any time during the parade, except as noted above. Bands marching close together will coordinate their playing in order to avoid interference.
- (4) All bands will play their assigned musical selection while passing the reviewing stand in front of the White House.

### c. Grand Finale Instructions.

- (1) A Grand Finale will be performed by the All American College Marching Band and the Inaugural Entertainment Company at the reviewing stand.
- (2) The Band, Theme Float and Entertainment Company will halt at East Executive and maintain position until the Bloomfield High School Band has cleared West Executive. On order, the Finale unit will proceed to the reviewing stand and conduct the finale.

### d. Honors at the President's Reviewing Stand.

- (1) Honors will be rendered at the President's Reviewing Stand by Armed Forces bands only.
- (2) Honors will consist of: Four ruffles and flourishes, followed by music as indicated below:
  - (a) Army Band—"The Army Goes Rolling Along."
  - (b) Marine Band—"Marines' Hymn."
  - (c) Navy Band—"Anchors Aweigh."
  - (d) Air Force Band—"The U.S. Air Force Song."
  - (e) Coast Guard Band—"Semper Paratus."
  - (f) Merchant Marine Band—"Heave Ho."
- (3) Presidential honors will commence when the front rank of each Armed Forces band reaches the black and white sign located on both sides of Pennsylvania Avenue, east of the reviewing stand. Signs will state—RENDER HONORS HERE. In addition, a white line will be painted curb to curb to further mark the point at which honors will be rendered.

## 11. Instructions for Units with Horses

### a. Definitions.

- (1) *Equestrian Unit (Horse Mounted Unit).* A single horse or group of horses distinguished from one another by organizational name or breed and entered in the parade by organizational or breed name.
- (2) *Van.* Single or multiple trucks, trailers, or transport conveyances for the transport of one or more equine.
- (3) *Stabling.* Overnight lodging locale for horses.
- (4) *Assembly Area.* Grass area at 4th Street and Maryland Avenue SW.
- (5) *Dispersal Area.* Grass area bounded by Constitution Avenue, 23rd Street, SW and Bacon Drive.

### b. Assembly.

- (1) Equestrian units will be assembled in the picket area located at 4th Street and Maryland Avenue, SW.



- (2) Instructions will be provided to the equestrian unit leader or representative by a horse controller designating the time each unit must be in the assembly area prior to entrance of the unit into the parade.
- (3) Only those units billeted at Prince Georges County Equestrian Center will be provided escort to the assembly area.
- (4) All vans must be provided with a driver. Following offloading of horses at assembly area, vans will be escorted to the dispersal area.
- (5) Equestrian units will be assembled in the correct order of march by the controllers at the assembly area.
- (6) Movement of vans out of the assembly area to the dispersal area will be directed by controllers.

*c. Dispersal.*

- (1) Vans will be provided escort from the assembly area to the dispersal area.
- (2) Controllers will designate parking location.
- (3) Controllers will direct units to waiting vans.
- (4) Movement of vans out of the dispersal area will be directed by controllers and police only.

*d. Parade Control.* Equestrian units will not exceed a maximum of 3 horses abreast and will remain within allotted parade space.

*e. Unit Identification.* Each unit will provide its own means of identification to the public.

*f. Emergency Veterinary Medical Care.*

- (1) The US Army Veterinary Corps will have emergency care units located at the assembly and dispersal areas. The US Army Veterinary Clinic at Fort Myer will be available to provide any emergency care required for animals evacuated from the parade area. All animals which must be evacuated for emergency reasons to the Fort Myer Veterinary Clinic will receive emergency medical care and be held pending disposition instructions from the owner.
- (2) All owners or authorized representatives will be required to sign an authorization for emergency operation or treatment as provided by the Armed Forces Inaugural Committee, in the event of injury or illness to an animal.

## 12. Instructions for Float Units and Float Riders

*a. Staging.* Float units stage in Building 137, Washington Navy Yard. Float riders stage in Pentagon North Parking. Riders will be placed in the appropriate division by staging personnel.

*b. Assembly.* Float units will assemble in parade order along the east side of 3rd Street between northernmost mall path and Maryland Avenue. Riders reach the mall along with their designated division and will be directed to their floats. Floats will merge into the parade as directed by the Merge Officer.

*c. Dispersal.* Upon passing the release point, floats will proceed along Pennsylvania Avenue to 22nd Street where they will park along the north side of Pennsylvania Avenue. Riders will be directed to their buses. After the parade is completed floats will be guided back to the Washington Navy Yard.

## 13. Instructions for March Units

*a. Assembly.* In the assembly area, all units will form at close interval, closed ranks and remain in that formation until the unit crosses the Parade IP.

*b. Cadence and Step.* Cadence is the uniform rhythm in which a movement is executed, or the number of steps or counts per minute at which the movement is executed. A step is the prescribed distance measured from heel to heel of a marching man. ALL MOVEMENTS WILL BE CONDUCTED AT 112 COUNTS PER MINUTE USING A 28-INCH STEP.

*c. Guide.* The guide is the person responsible for maintaining the prescribed direction and rate of march. THE GUIDE WILL CENTER HIS UNIT ON THE CENTER STRIP OF THE STREET. HE WILL ENSURE THAT THE PRESCRIBED DIRECTION AND CADENCE ARE MAINTAINED.

*d. Distance.* Distance is the space between elements when the elements are one behind the other.

(1) Distance between march elements—10 yards.

(2) Distance between vehicles:

(a) Cars—5 yards (lateral distance also 5 yards).

(b) Floats—10 yards.

(3) Distance between horse mounted units and other units—10 yards.

*e. Marching Formation Criteria.*

(1) Military units except musical units will not exceed 98 men.

(2) Marching units of 100 persons or less will use a 9-man front at normal interval. Normal interval is the lateral space between men measured from right to left by the man on the right holding his left arm shoulder high, fingers and thumb extended and joined, with the middle finger touching the right shoulder of the man on his left. Distance between individuals in an arm's length to the front plus 6 inches, or



approximately 36 inches, measured from the chest of one man to the back of the man immediately to his front. OVER 100 PERSONS—12 MAN FRONT.

(3) Civilian Elements, Mounted (Horse and Motorcycle). Maximum of 8 abreast, and maintain the allotted parade depth.

(4) Civilian Elements, Motorized. Five yards between vehicles, front to rear.

*f. National Colors.* Only designated military units will carry the National Colors.

*g. Individual Weapons.* Each military service and civilian unit will prescribe the method of carrying individual weapons. NO AMMUNITION OF ANY KIND WILL BE CARRIED OR USED.

*h. Honors at the Presidential Reviewing Stand for Armed Forces Marching Units.* Eyes left, given at black and white signs east of reviewing stand on both sides of Pennsylvania Avenue. Signs will read RENDER HONORS HERE. In addition, a white line will be painted curb to curb to further mark the point at which honors will be rendered. Ready front will be given when the end of each unit passes the President's Reviewing Stand.

*i.* All marching and mounted units will close to designated spacing any time the parade is halted for any reason.

#### 14. Instructions for any units with Authorized Weapons

*a.* All parade units, to include floats and horse units, that carry authorized weapons must present a certificate, signed by the person in charge or commander of that unit, indicating that weapon security requirements have been met and that all personnel within their unit who are carrying arms, have been briefed on weapons security requirements. Details regarding weapons security are covered in separate correspondence to appropriate units. Parade elements who do not comply with these instructions WILL NOT BE ALLOWED TO PARTICIPATE IN THE INAUGURAL PARADE.

*b.* During conduct of the parade, the following instructions will apply:

(1) No parade participant will possess any ammunition of any type, to include blank ammunition.

(2) Sidearms will not be removed from holsters.

(3) Positions of weapons will not be changed between the start point and the release point. This restriction will remain in effect until the Parade Release Point at 17th Street and Pennsylvania Avenue, NW, has been cleared.

*c.* On 21 January 1985, certification statements will be collected and requirements monitored by the Armed Forces Police Coordinator.

#### 15. Instructions for Straggler Control

*a.* Should any member of any unit for any reason become unable to participate in the parade while in the assembly area it will be the responsibility of the Officer in Charge (OIC) of the assembly area to ensure that transportation of the member to the dispersal area is accomplished by the most convenient means available.

*b.* The following procedures will be followed in the event that any member must leave his or her unit after crossing the Initial Point.

##### (1) Parade Participants.

(a) Notify a member of their division control team should they need to leave the parade for any reason.

(b) Remain at the nearest route control check point or medical aid station until picked up by division control personnel.

##### (2) March Unit Noncommissioned Officer (NCO).

(a) Notify his Division Control Team OIC that he has control of a straggler and forward name, unit, and condition of the participant.

(b) Deliver that member to a route control check point and report same to Control Team OIC.

(c) Return to position as March Unit NCO.

##### (3) Division Control Team OIC.

(a) Ensure all members of their teams are familiar with procedures to be followed in the event of stragglers during the conduct of the parade.

(b) Report to Division Control on stragglers as pertinent information is received from March Unit NCO.

##### (4) Route Control.

(a) Be prepared to receive stragglers at route control check points and establish positive control over same.

(b) Notify parade control that straggler has been received and the condition of the participant.

(c) In the event the straggler is in need of medical attention, notify the Command Post and request the information be communicated to the Medical Command Post.

##### (5) Cordon Control Supervisors.

(a) Be prepared to assist in the handling of those stragglers who might need medical attention/evacuation.

(b) Assist the straggler to an aid station.

(c) Notify parade control of the exact location of any member turned over to an aid station.

##### (6) OIC Control Division.

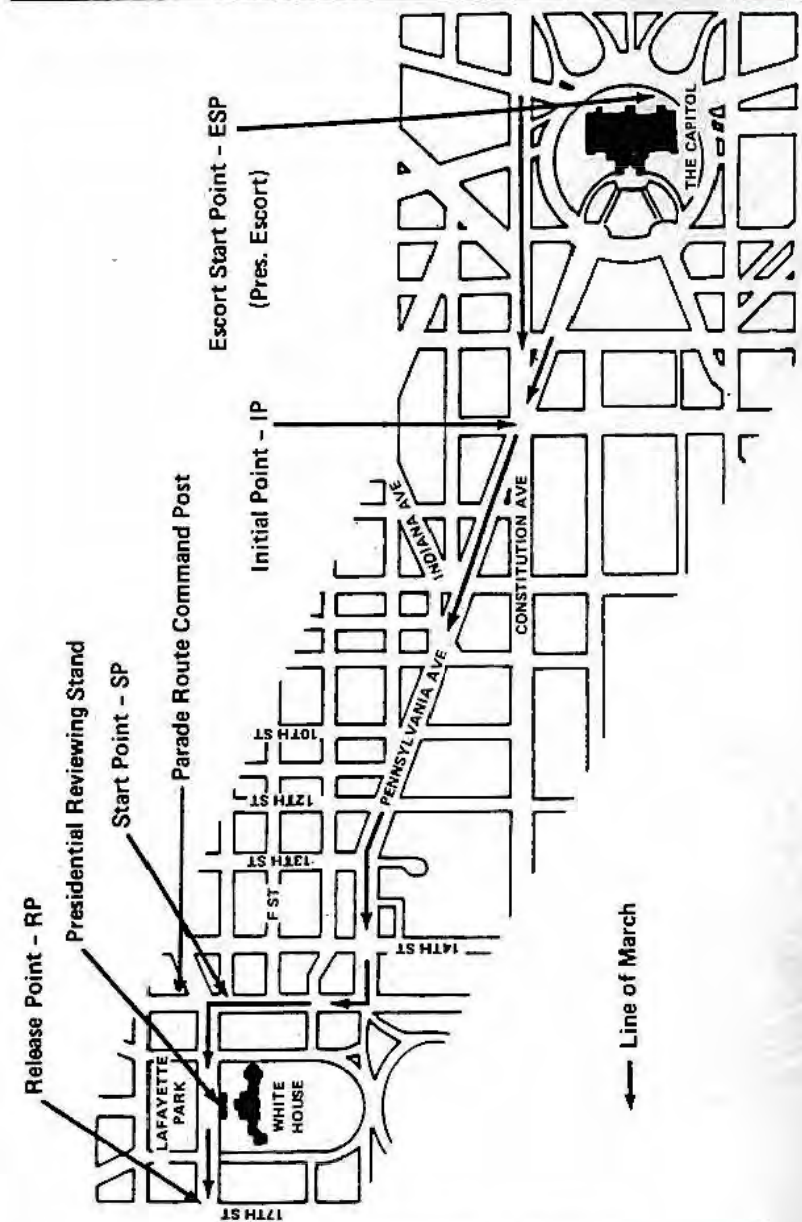
(a) Provide for the pickup of all stragglers from check points and aid stations and subsequent transportation to dispersal area.

- (b) Ensure that all personnel involved with the handling of stragglers, and all parade participants are familiar with the procedures described above.
- (7) *Forward Command Post*: Record straggler data and coordinate as appropriate with Medical Committee and Division Control OIC.

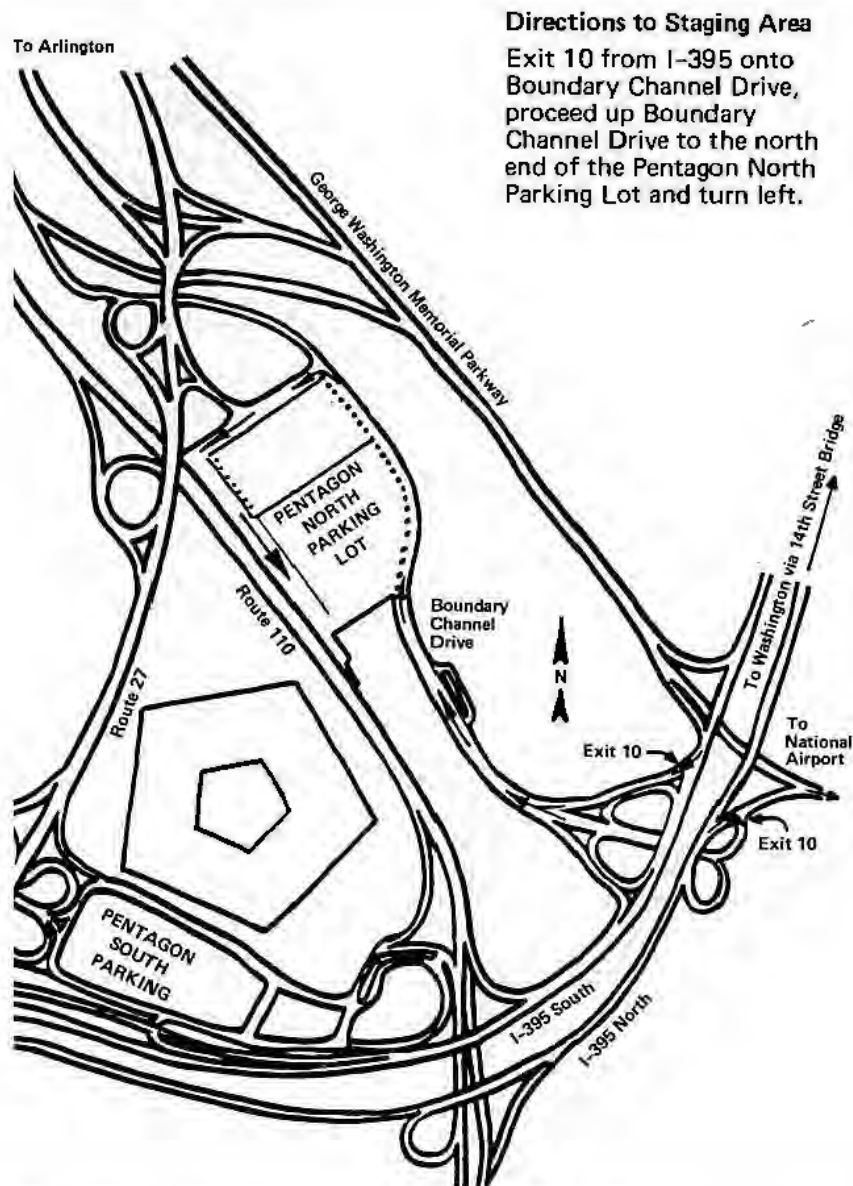
## 5 Diagrams:

- Diagram 1—Parade Route  
 Diagram 2—Staging Area, Highway Approach to Pentagon North Parking  
 Diagram 3—Routes in Staging Area  
 Diagram 4—Assembly Area  
 Diagram 5—Dispersal Area

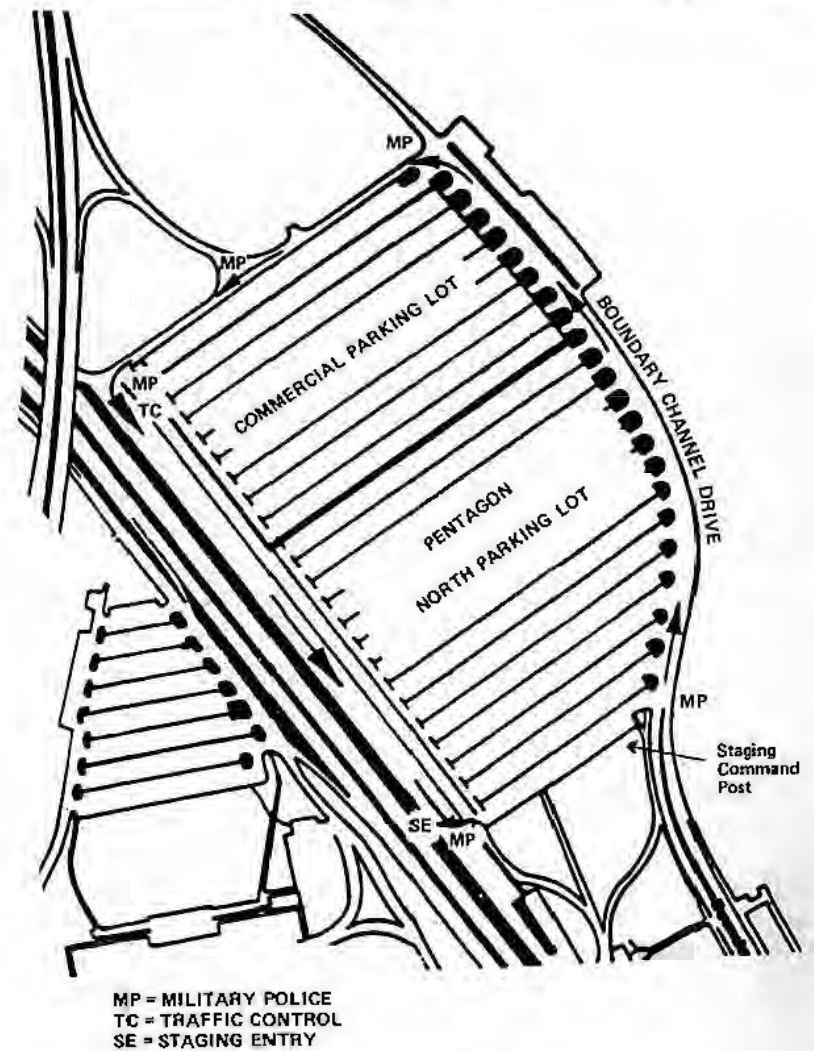
DIAGRAM 1 ANNEX A



# **DIAGRAM 2 ANNEX A**

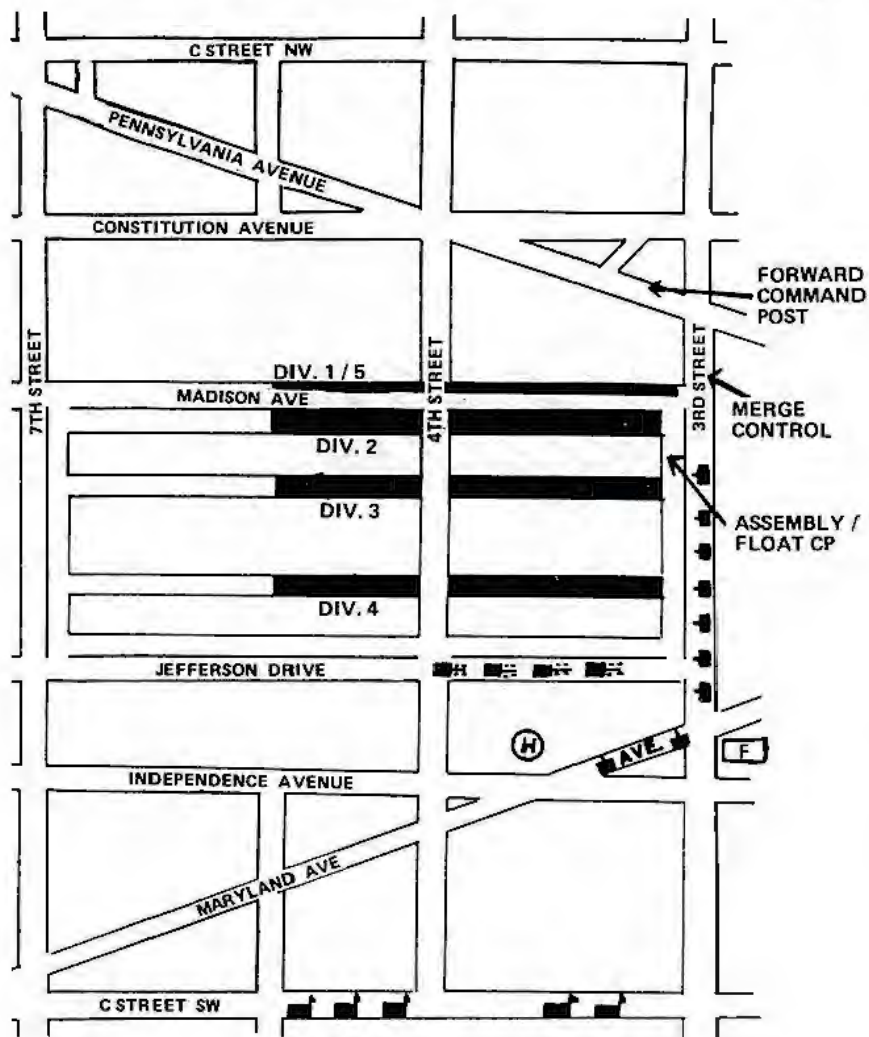


# **DIAGRAM 3 ANNEX A**





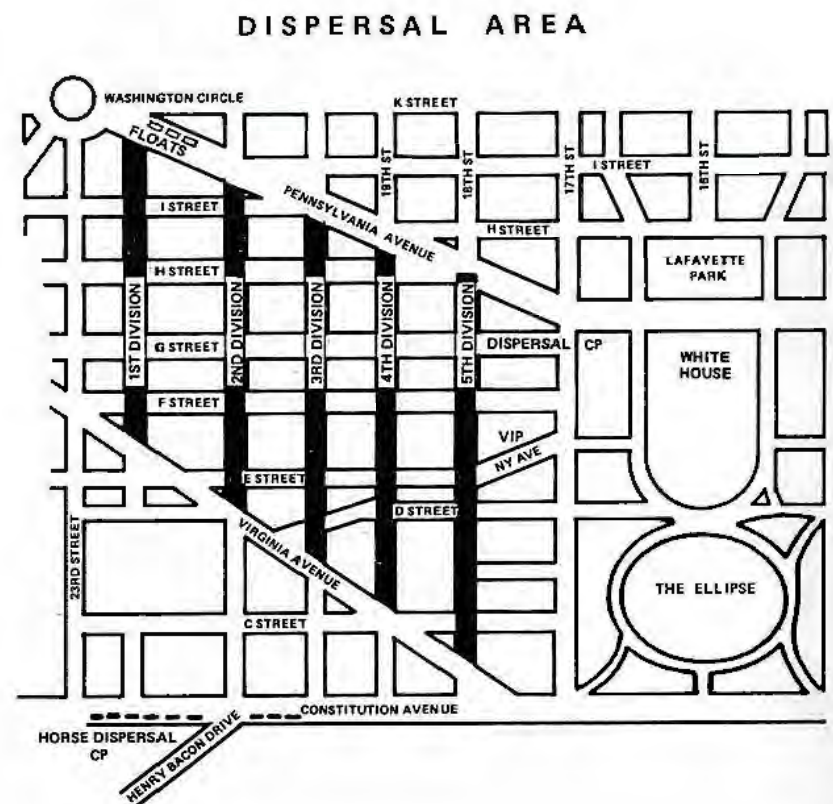
# DIAGRAM 4 ANNEX A



## LEGEND

- |                         |                      |
|-------------------------|----------------------|
| DIVISIONS               | HORSE DRAWN VEHICLES |
| EQUESTRIAN COMMAND POST | FLOATS               |
| FLOAT ASSEMBLY AREA     |                      |

# DIAGRAM 5 ANNEX A






## ANNEX B

## PRESIDENTIAL ESCORT AND PARADE PARTICIPANTS

## SCHEMATIC DIAGRAM OF THE PARADE

## Presidential Escort

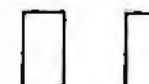
Police Escort



Chief, Metropolitan Police



Chairman PIC



General Chairman, PIC

Chairman, AFIC



Commander of Troops



U.S. Army Band(Pershing's Own)




U.S. Army Platoon



## Presidential Escort

U.S. Marine Corps Platoon

National, Presidential and Vice  
Presidential Colors


U.S. Navy Platoon



U.S. Air Force Platoon



U.S. Coast Guard Platoon



The Old Guard Fife and Drum Corps



Continental Color Guard

The Old Guard Commander in Chief's  
Guards

## Presidential Escort

Chairman, JCS



Joint Chiefs of Staff



Commandant of the Coast Guard

Joint Congressional  
Committee on  
Inaugural  
Ceremonies

Justices



26  
Presidential Escort

Secret Service



T.V. Network Cars



Metro Police

Press Trucks (Raised  
Platform) Flash Car

President &amp; Mrs. Reagan



Secret Service



Control Car



Spare Limo

27  
Presidential Escort

Support Car



Press Pool



Metro Police

Vice-President Bush  
Mrs. Bush

Secret Service



Spare Limo



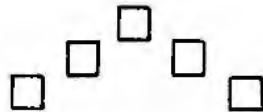
Support/Control Car

## Presidential Escort

Metro Police



Police Escort



## Grand Marshal

United States Park Police



United States Marine Band



And Governors Of:

Pennsylvania



Delaware

Georgia



New Jersey

Massachusetts



Connecticut

South Carolina



Maryland

Virginia



New Hampshire

North Carolina



New York



GO 1

30

Grand Marshal

Vermont



Rhode Island

Tennessee



Kentucky

Louisiana



Ohio

Mississippi



Indiana

Alabama



Illinois

Missouri



Maine

Michigan



Arkansas

Texas



Florida

31

Grand Marshal

Wisconsin



Iowa

Minnesota



California

Kansas



Oregon

Nevada



West Virginia

Colorado



Nebraska

South Dakota



North Dakota

Washington



Montana

Wyoming



Idaho

GO 1

Grand Marshal

Oklahoma



Utah

Arizona



New Mexico

Hawaii



Alaska

Puerto Rico



District of Columbia

Virgin Islands



Guam

Commonwealth of Northern  
Mariana Islands


American Samoa

First Division

United States Army Staff



United States Army Field Band



United States Military Academy



United States Army Active



Colors



United States Army National Guard



United States Army Reserve



First Division

Old Guard Caisson Platoon



Culver Black Horse Troop



California Seal



Glen Wilson High School Band



Sacramento Sheriff's Posse



Texas Seal



Robert E. Lee High School Band



Texas A&M Parsons Cavalry



First Division

District of Columbia Seal



Eastern High School Band



District of Columbia Float



Georgia Seal



Hardaway High School Band



USO Float



Strom Thurmond High School Band



Mississippi Seal



First Division

Pascagoula High School Band



Arkansas Seal



Harrison High School Band



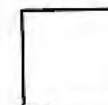
Guam Seal



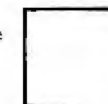
Guam Float

Second Division

United States Marine Corps Staff

United States Marine Drum and  
Bugle Corps

United States Marine Corps Active



Colors



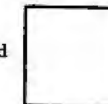
United States Marine Corps Active

International Side-Saddle  
Organization

New Jersey Seal



Toms River South High School Band





Alaska Seal








Second Division


Mushers International Alaska  


Maryland Seal 


Mason Dixon Paso Fino Breeders  
and Owners 

Glenelg High School Band 

Virginia Military Institute 


North Carolina Seal 

A.L. Brown High School Band 

American Morgan Horse Association 


Second Division

Virginia Seal 

Northern Virginian Patriots Fife  
and Drum Corps 


7th Virginia Cavalry 

Rhode Island Seal 

East Greenwich Band 

New York Police Department Horses 

Vermont Seal 

Norwich University Band 

Second Division


Military Department of Indiana  
Horses



Minnesota Seal



Princeton High School Band



Ohio Seal



Mudsills



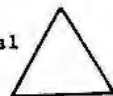
Louisiana Seal



Comeaux High School Band



Stuart Hamblen Family's Presidential  
Paso Finos




Second Division

New Hampshire Seal



Spartan High School Drum and Bugle  
Corps




Wyoming Mountain Men



Virgin Islands Seal



Virgin Islands Float



Third Division


United States Navy Staff



United States Navy Band



United States Naval Academy




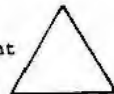
Colors



United States Navy Active




United States Navy Reserve

Medina County Sheriff's Department  
Mounted UnitThird Division

Kentucky Seal



Grayson County High School Band




Kane County Sheriffs Posse



Tennessee Seal



University of Tennessee Band



Miss America




Miss National Teen

Connecticut Seal



East Lyme High School Band



Third Division

Hawaii Seal



Kings Guard



Massachusetts Seal



New Bedford High School Band



Ft. Hood 1st Cavalry



South Dakota Seal



Aberdeen Choir w/Float



Cleveland Police Department



Third Division

New York Seal



Norwood Fire Department Band



Fire Truck



Oregon Seal



Oregon State University AFROTC  
Drill Team & Color Guard




Eastern Amateur Arabian Horse  
Association



Illinois Seal



Tampico High School Band/Dixon  
High School Band/Dixon High  
School Pom Pom Squad



Third Division

Temple Lipizzans



Iowa Seal



University of Iowa



Nevada Seal



Sierra Nevada Choral Society  
w/Float



Philadelphia Mounted Police



Fourth Division

United States Air Force Staff




United States Air Force Band



United States Air Force Academy



United States Air Force Active



Colors



United States Air National Guard



United States Air Force Reserve





Fourth Division

United States Equestrian Team



Olympic Float



Idaho Seal



Rocky Mount High School Band



Pennsylvania Seal




1st Troop Philadelphia Cavalry



Indiana Seal



Ben Davis High School Band



Fourth Division

Missouri Seal



Girl Scouts Mounted Troop #2571



Michigan Seal



Holland High School Band



North Dakota Seal



Ft. Sill Half-Section



Florida Seal



Riverview High School Band



Fourth Division

Walt Disney Percherons

Connecticut Governor's Horse  
Guard

Kansas Seal




Uniontown High School Band

President's Council on Physical  
Fitness and Sports - Float

West Virginia Seal



West Virginia University Band

Fourth Division

7th CSA Cavalry



Maine Seal

20th Maine Regiment Drum and  
Bugle Corps

1st Maine Cavalry



Delaware Seal

Wilmington Police Department  
Horses

Middletown Pony Club



Fourth Division

American Samoa Seal/Commonwealth of  
Northern Mariana Island Seal ☐

Nebraska Seal ☐

Weeping Water High School Band ☐

Wisconsin Seal ☐

St. John's Military Academy Drill  
Team ☐

Fifth Division

United States Coast Guard Staff ☐

United States Coast Guard Band ☐

United States Coast Guard Academy ☐

Colors ☐

United States Coast Guard Active ☐

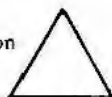
United States Coast Guard Reserve ☐

Montana Seal ☐

American Indian Heritage Foundation  
Float ☐

Fifth Division

American Indian Heritage Foundation  
Horses



Utah Seal



Springville High School Band



Arizona Seal



Bill Williams Mountain Men



United States Merchant Marine  
Academy Staff




United States Merchant Marine  
Academy Band



Colors



United States Merchant Marine  
Academy




Fifth Division

Puerto Rico Seal



Puerto Rico Float



Citadel Band




Citadel Summerall Guard



Oklahoma Seal



Sapulpa High School Band




Richmond Mounted Police



Alabama Seal



Troy State University Band



Fifth Division

Wyoming Seal




United States 5th Cavalry



South Carolina Seal



James F. Byrnes High School Band




Charleston Police Department Horses



Washington Seal



Ferndale High School Band



Anheuser - Busch Clydesdales

Fifth Division

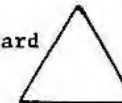
Colorado Seal



Blue Knights Drum and Bugle Corps




Massachusetts Governor's Horse Guard




New Mexico Seal



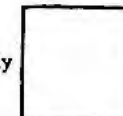
Bloomfield High School Band



All American College Band



The Inaugural Entertainment Company



The "Old Glory" Finale Float





## ANNEX C

**MEDICAL PLAN**

**1. General.** Medical care will be provided at predesignated medical aid station locations for the Inaugural Ceremony at the U.S. Capitol; and for the Inaugural Parade staging area, assembly area, parade route, and dispersal area.

**2. Emergency Care.** In circumstances where there are life threatening emergencies, medical personnel on the scene will render emergency medical treatment, CPR, and/or immediate care. Evacuation of these cases will be by authorized Rescue Squad vehicles or military emergency medical services vehicles equipped with required emergency lights and audio signals; or by helicopter evacuation if the situation requires long distance movement.

**3. Locations of Medical Aid Stations***a. Swearing-In Ceremonies, Capitol BLDG.—West.*

(1) Capitol Physicians Office, RM H—166, U.S. Capitol.

\* (2) U.S. Capitol Grounds, west front, north wing, (4 roving patrols assigned—2 medics each) (trailer and mobile C.U.).

\* (3) U.S. Capitol Grounds, west front, south wing, (4 roving patrols assigned—2 medics each) (trailer and mobile C.U.).

(4) 1st St. at Pennsylvania Ave., NW (East side of Peace Statue (Capitol curb))—Ambus.

*b. Staging Area.* North Parking lot, Pentagon (ambulance will only transport to Radar Clinic, Fort Myer, if necessary).

*c. Assembly Area.*

(1) 3rd and Pennsylvania Ave., NW (SE corner) (MIL).

(2) 7th and Madison Dr. (SE corner) (MIL).

*d. Parade Route.*

(1) U.S. Court House, Rm 1612, 3rd and Constitution Ave. NW (CIV).

(2) National Archives Building, north entrance, Pennsylvania Ave., at 8th St., NW (Red Cross).

(3) 10th and Pennsylvania Ave., NW (NE corner) (MIL).

(4) Western Plaza (13th and 14th St.) and Pennsylvania Ave., (NW side of Plaza) (CIV).

(5) District Building, Pennsylvania Ave. and 14th St., NW (CIV).

(6) 15th and G St., NW (SE corner) (Red Cross).

(7) Lafayette Square (east side), Madison Place, NW (MIL).

(8) Lafayette Square (west side), Jackson Place, NW (CIV).

\* Mobile Cardiac units will be located along Inaugural Parade route by the Medical Command Post following Swearing-In Ceremonies.

(9) Near White House Reviewing Stand, Mobile Cardiac Unit. (CIV).

\* (10) 14th and Pennsylvania Ave., NW (NW corner) Mobile Cardiac Unit. (CIV).

\* (11) 13th and E St., NW, Mobile Cardiac Unit. (CIV).

*e. Dispersal Area.*

(1) 17th and G St., NW (SE corner) (MIL).

(2) National Red Cross Building Health Room, 17th and E St., NW (Red Cross).

(3) DC Chapter American Red Cross Building, Health Room, 2025, E St., NW (Red Cross).

*f. Reaction Unit—7th and Madison Drive (SE corner) (MIL).*

**4. Emergency Ambulance Service (2 Medics)**

*a. Additional ambulance will be stationed at the following locations:*

(1) U.S. Capitol Bldg., east front, three U.S.N Ambulances.

(2) 1st St. and Maryland Ave., SW (MIL).

(3) Near White House Reviewing Stand (MIL).

(4) 12th and Pennsylvania (SW corner on C St.) (CIV).

(5) Delaware Ave. and C St., NW (SE corner on C St.) (CIV).

(6) Louisiana Ave. and 1st St., NW (SE corner on 1st St.) (CIV).

(7) Constitution Ave. and 1st St., NW (SE corner on 1st St.) (CIV).

(8) 3rd and C St., NW (SE corner) (CIV).

(9) 6th and C St., (SW corner on C St.) (CIV).

(10) 6th and Constitution Ave., NW (SE corner) (CIV).

(11) 8th and D St., NW (NE corner on D St.) (CIV).

(12) 15th and E St., NW (SE corner on 15th St.) (CIV).

(13) 14th and F St., NW (NE corner on 14th St.) (CIV).

(14) 14th and New York Ave., NW (NW corner on New York Ave.) (CIV).

(15) 17th and H St., NW (SW corner on H St.) (CIV).

(16) 18th and Constitution Ave., NW (NW corner on 18th St.) (CIV).

(17) 18th and H St., NW (SW corner on 18th St.) (CIV).

*b. Back-up ambulance service will be provided by the DC Fire Department Emergency Ambulance Service.*

\* Probable positionings of Mobile Cardiac Units after Swearing-In Ceremony.

### Evacuation of Patients

a. Patients requiring hospitalization along the Parade Route will be evacuated to George Washington University Hospital, 901 23rd St., NW, Washington, DC or to the following facilities:

- (1) Georgetown University Hospital, 38th St. and Reservoir Rd., NW, Washington, DC.
- (2) Washington Hospital Center, 110 Irving St., NW, Washington, DC.
- (3) Capitol Hill Hospital, 708 Massachusetts Ave., NE, Washington, DC.
- (4) Howard University Hospital, 2041 Georgia Ave., NW, Washington, DC.
- (5) Childrens National Medical Center, 111 Michigan Ave., NW, Washington, DC.
- (6) National Medical Command, National Capitol Region, Wisconsin Ave., Bethesda, MD.
- (7) Walter Reed Army Medical Center, 6825 16th St., NW, Washington, DC.
- (8) Veterans Administration Medical Center, 50 Irving St., NW, Washington, DC.
- (9) Malcolm Grow Air Force Hospital, Andrews AFB, Camp Springs, MD.
- (10) Arlington County Hospital, 1701 N. George Mason Dr., Arlington, VA.
- (11) National Orthopedic Hospital, 2455 Army Navy Dr., Arlington, VA.

### Helicopter Medical Evacuation

a. In the event of a mass casualty or other situation which may require evacuation by air to a medical treatment facility, U.S. Park Police helicopters shall be launched from Anacostia Naval Station to designated landing sites. The landing sites are:

- (1) 7th St. between Jefferson and Madison Dr.
- (2) 17th St. between Independence and Constitution Avenues at Rainbow Pool.

b. In the event that more than two helicopters are required, the U.S. Army medivac helicopters from Davison Army Airfield, MDW, will be on standby at Anacostia Naval Station.

### Location of Medical Command Post

The Medical Command Post will be located at the Medical Aid Station at 7th and Madison Dr. (SE corner).

### ANNEX D

## CIVILIAN AND MILITARY PARADE OFFICIALS AND COMMITTEE MEMBERS

### 1. Civilian Committee

Mr. Paul C. Miller  
 Mr. Dan Denning  
 Miss Pat Clarey  
 Mr. J. Michael Brennan  
 Miss Anne Coudert  
 Mr. Christopher Hankin  
 Miss Kathy Jo Gibbel  
 Mrs. Jacque Temple  
 Mrs. Nancy Chotiner  
 Mr. Chandler Van Orman  
 Mr. Richard Ehmann  
 Mr. Lawrence Carew  
 Mr. Donald L. Ivors  
 Mr. Damian duFour  
 Mr. Kenneth Bastian  
 Mr. Harold Kranz  
 Mr. Anthoney Parker  
 Mr. Peter H. Sorum  
 Mr. Peter Ramaley  
 Mr. Theodore Namey  
 Mr. H. D. Lewis  
 Mr. Steven Lancellotta  
 Ms. Carol Dillon  
 Ms. Cindy Paler  
 Mr. David Ravencraft  
 Mr. William M. Glasgow

### 2. Military

#### a. Chairman and Cooperating Commanders

Major General John L. Ballantyne, USA  
 Brigadier General William A. Roosma, USA  
 Brigadier General Paul D. Slack, USMC  
 Commodore John W. Adams, USN  
 Brigadier General Paul A. Harvey, USAF  
 Commodore Alan D. Breed, USCG

#### b. Armed Forces Inaugural Committee Senior Staff

Colonel Dominic Ruggerio, USA  
 Colonel Robert Paul USAF

Colonel Justin H. Wickens, USMC  
 Colonel Julius Johnson, USA  
 Colonel Richard O'Neill, USA  
 Captain Charles Taylor, USN  
 Colonel William J. Stephens, USA

c. *Parade Division*

Mr. Paul C. Miller  
 Lieutenant Colonel Fuldo E. Orsini, USA  
 Lieutenant Colonel Robert E. Schram, USA  
 Lieutenant Colonel James E. Downey, USA  
 Lieutenant Colonel Johann R. Kohler, USA  
 Lieutenant Colonel Thomas Groppel, USA  
 Lieutenant Colonel Frank Turner, USMC  
 Commander Harold M. Olson, USN  
 Lieutenant Colonel Jon T. Little, USAF  
 Major Bobby Lum Ho, USA  
 Major Richard Underwood, USA  
 Major Al Holland, USA  
 Major Timothy Holmen, USAF  
 Major Dean Minze, USAF  
 Lieutenant Commander Donald Parsons, USCG  
 Lieutenant Commander John Westfall, USN  
 Captain William R. Haugh, USA  
 Captain Reginald Bassa, USA  
 Captain David Stevens, USA  
 Captain Gail M. Watkins, USA  
 Captain Steven Hummer, USMC  
 Captain Douglas Goodwin, USMC  
 Captain Louis Boudreaux, USMC  
 Captain Eugene Myers, USAF  
 Lieutenant M.L. Linver, USN  
 Lieutenant Marybeth Langer, USN  
 Lieutenant Josephine Policastro, USN  
 Lieutenant David Riley, USCG  
 Second Lieutenant Kenneth Focht, USA  
 Chief Warrant Officer John Hunt, USA  
 Sergeant Major Harold Ballen, USA  
 Master Sergeant Jon Cheville, USA  
 Master Sergeant Bradley W. Hansmann, USA  
 Chief Petty Officer Kevin M. Kimsey, USN  
 Chief Petty Officer Virginia Chernak, USN  
 Chief Petty Officer Lowell Heath, USN  
 Chief Petty Officer John Haines, USCG  
 Sergeant First Class Willie Siders, USA

Sergeant First Class Merlin J. Couhig, Jr., USA  
 Sergeant First Class Donald Speight, USA  
 Gunnery Sergeant Larry Polhamus, USMC  
 Technical Sergeant Ronald Gough, USAF  
 Technical Sergeant Gregory Sowash, USAF  
 Staff Sergeant Cherlynn Galligan, USA  
 Staff Sergeant Harry Braxton, USA  
 Staff Sergeant Curtis Stein, USA  
 Petty Officer First Class Patrick O'Rourke, USN  
 Petty Officer First Class Fernando Curry, USCG  
 Sergeant William Beal, USA  
 Petty Officer Second Class Michael Pearson, USN  
 Petty Officer Second Class Alvin Thigpen, USCG  
 Specialist Four Thomas Darby, USA  
 Specialist Four Cynthia Posey, USA  
 Corporal Terry Krug, USMC  
 Petty Officer Third Class Dorothy Abercrombie, USN  
 Sergeant Eugene Wright, Sr., USAF  
 Sergeant Patricia Donseroux, USAF  
 Seaman Recruit James Yancey, USCG  
 Ms. Gwen Shumway  
 Mrs. Debra Dunn